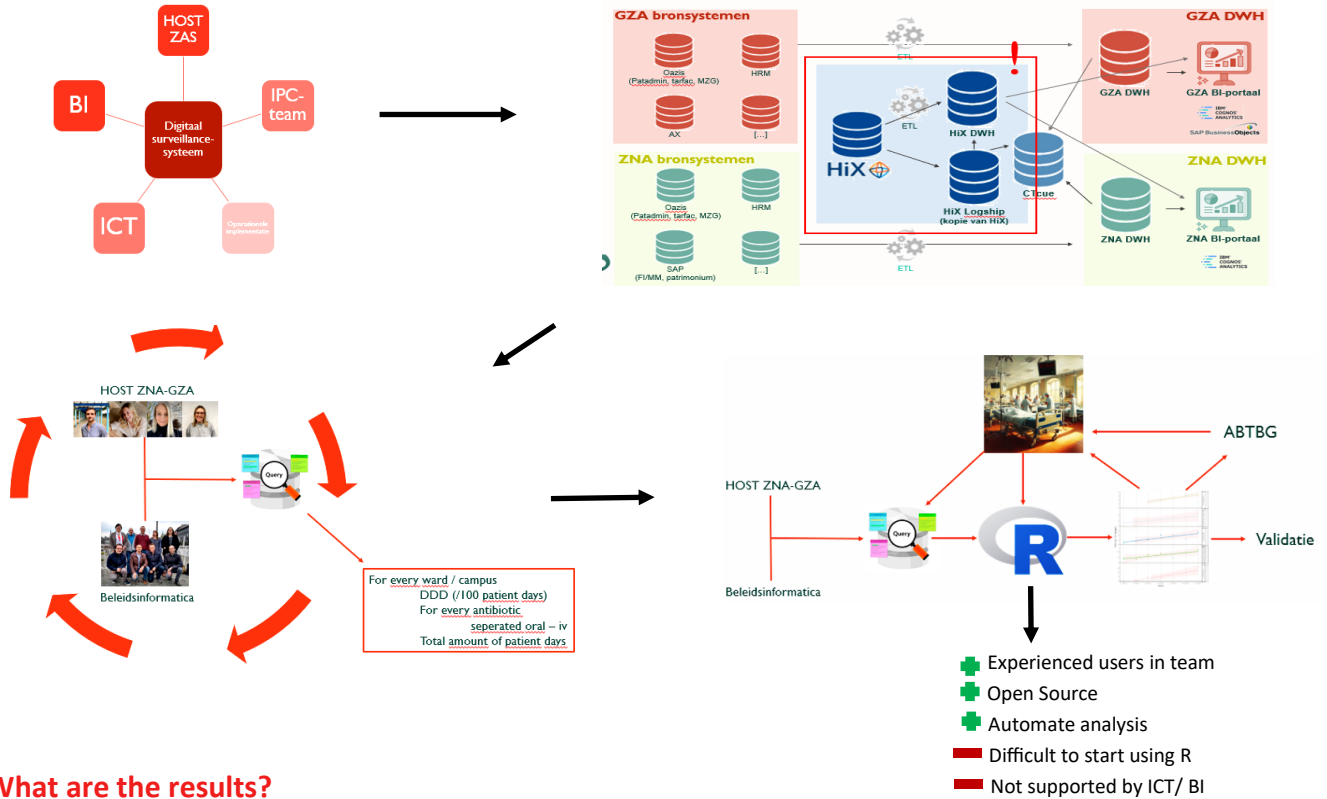
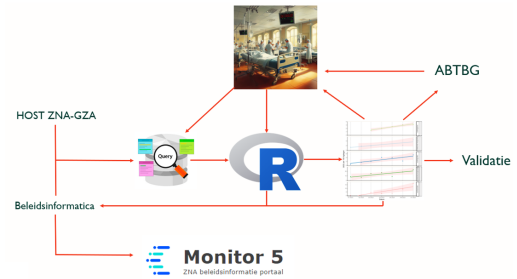
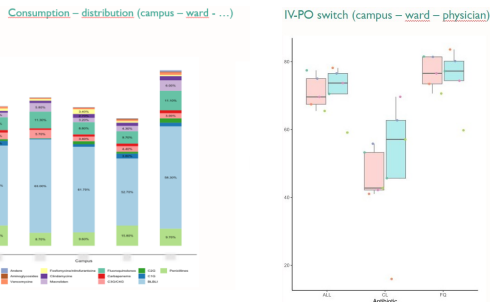
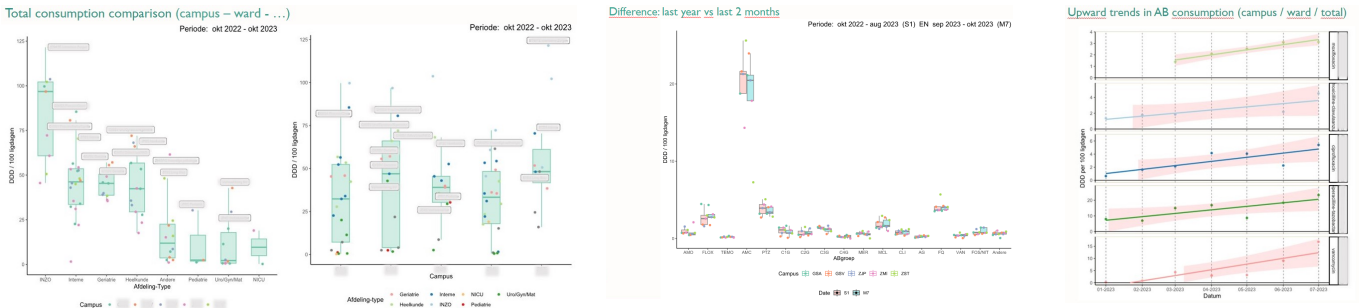


# Surveillance of Antimicrobial Consumption

## Which players are involved?



## What are the results?



## Implementation for 2024

### 1 IV-PO switch

voorschrijver	DDOT	DDDD	IPR	Antibiotic
A	219.33333	188.50	85.94225	ALL
B	175.00000	170.50	97.42857	ALL
C	110.41667	88.25	79.92453	ALL
A	189.75000	160.25	84.45323	FQ
B	155.20000	153.75	99.03382	FQ
C	84.00000	75.00	89.28571	FQ
A	29.58333	28.25	95.49296	CL
B	19.75000	16.75	84.81013	CL
C	26.41667	13.25	60.13773	CL



### 2 Periodical Consumption report

Week - month - quarter - semi-annual - yearly - ?

